

Signify Classified - Internal  
Cooper Lighting Solutions Photometric Lab  
1121 Highway 74 South  
Peachtree City, GA 30269



Scaled data based on original data using  
LM-79-08 Approved Method: Electrical and Photometric Measurements of Solid-  
State Lighting Products

Test Report Prepared for  
Cooper Lighting Solutions  
(formerly Eaton)

Brand: STREETWORKS

Report Number: P869988

Luminaire Tested: **MEM2-HTN-SA-120-840-U-T3**

Issue Date: 08/21/2024



**Test Information**

Test Method: LM-79-08  
Report Number: P869988  
Test Lab: INNOVATION CENTER(G3)  
Issue Date: 08/21/2024  
Manufacturer: COOPER LIGHTING SOLUTIONS (FORMERLY EATON)  
Product Line: STREETWORKS  
Catalog Number: MEM2-HTN-SA-120-840-U-T3  
Description: EPIC MODERN TALL HOUSING DISCRETE LED ARRAYS 120W 80CRI 4000K  
FIXTURE w/ TYPE III DISTRIBUTION OPTIC  
Light Source: (20) 4000K CCT, 80 CRI LEDS  
Ballast/Driver: ELECTRONIC DRIVER

**Summary**

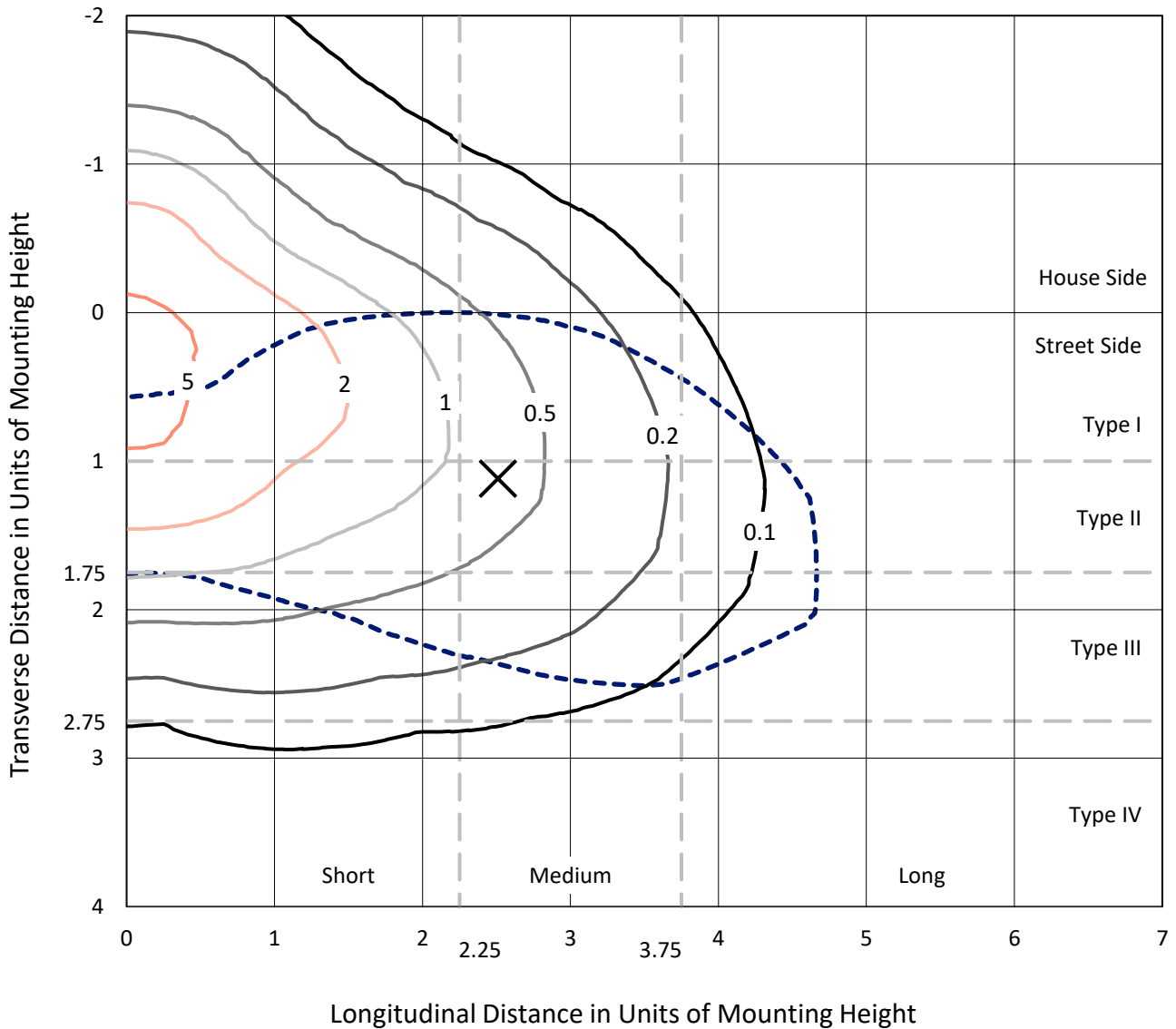
Lumens per Lamp: N/A  
Luminaire Lumens: 13104 lumens  
Efficiency: N/A  
Efficacy: 129.7 lumens/watt  
Luminous Opening: Rectangular (W 0.67' x L: 0.33' x H: 0')  
IES Classification: Type III - Medium  
BUG Rating: B2 - U0 - G2

Input Watts (W): 101  
Input Voltage (V): 120  
Input Current (A<sub>in</sub>): NR  
Voltage Rise (V): NR  
Power Factor: 0.99  
Total Harmonic Distortion (THDi): 9.45%  
Frequency (hertz): 60  
Stabilization Time: NR  
Operation Time: NR  
Ambient Temperature (°C): NR  
Test Distance: 24 FT

REPORT NUMBER: P869988  
 CATALOG NUMBER: MEM2-HTN-SA-120-840-U-T3

### Iso-Footcandle Lines of Horizontal Illumination

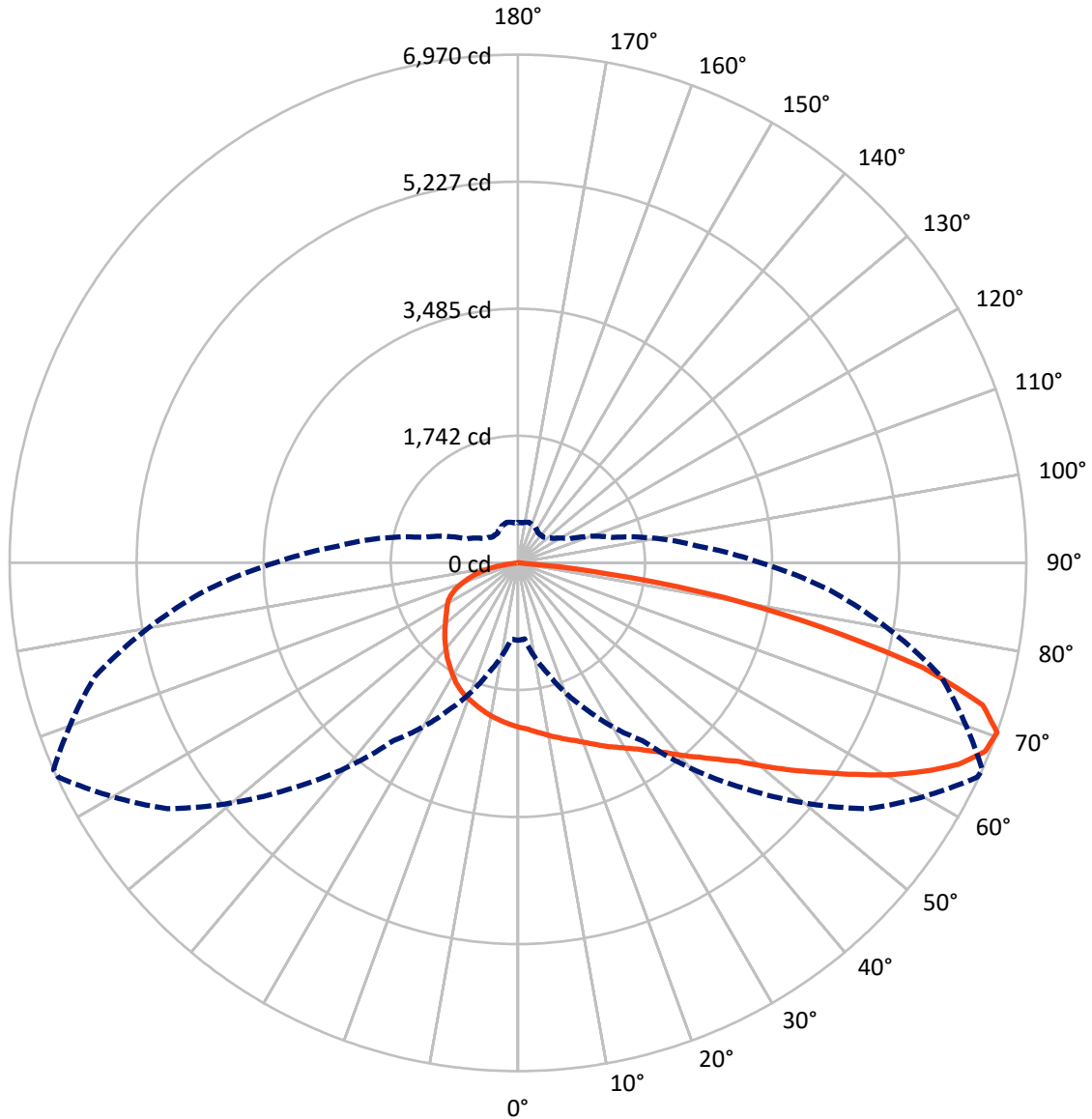
× Max cd  
 - - - 1/2 Max cd



Based on 20 foot mounting height. Maximum calculated value = 6 fc  
 Type III - Medium - N/A

REPORT NUMBER: P869988  
CATALOG NUMBER: MEM2-HTN-SA-120-840-U-T3

### Luminous Intensity Polar Plot



— Vertical Plane Through 66-Deg Lateral      - - - Horizontal Cone Through 70-Deg Vertical

REPORT NUMBER: P869988  
 CATALOG NUMBER: MEM2-HTN-SA-120-840-U-T3

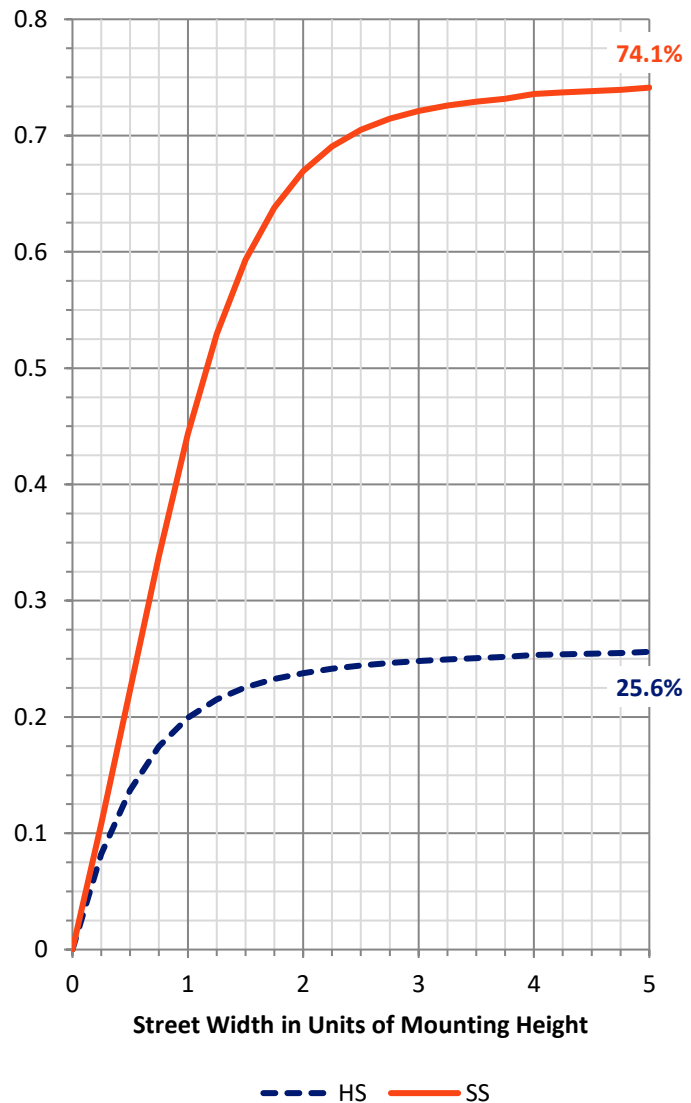
**FLUX DISTRIBUTION:**

		Downward	Upward	Total
<b>House Side</b>	Lumens	3377.0	0.0	3377.0
	% Fixture	25.8	0.0	25.8
<b>Street Side</b>	Lumens	9727.0	0.0	9727.0
	% Fixture	74.2	0.0	74.2
<b>Total</b>	Lumens	13104.0	0.0	13104.0
	% Fixture	100.0	0.0	100.0

**Coefficient of Utilization**

**ZONAL LUMENS:**

Zone	Lumens	% Fixture
0°-10°	215.8	1.6
10°-20°	642.7	4.9
20°-30°	1079.5	8.2
30°-40°	1626.3	12.4
40°-50°	2207.9	16.8
50°-60°	2623.7	20.0
60°-70°	2677.6	20.4
70°-80°	1790.9	13.7
80°-90°	239.6	1.8
90°-100°	0.0	0.0
100°-110°	0.0	0.0
110°-120°	0.0	0.0
120°-130°	0.0	0.0
130°-140°	0.0	0.0
140°-150°	0.0	0.0
150°-160°	0.0	0.0
160°-170°	0.0	0.0
170°-180°	0.0	0.0
0°-90°	13104.0	100.0
0°-180°	13104.0	100.0



REPORT NUMBER: P869988

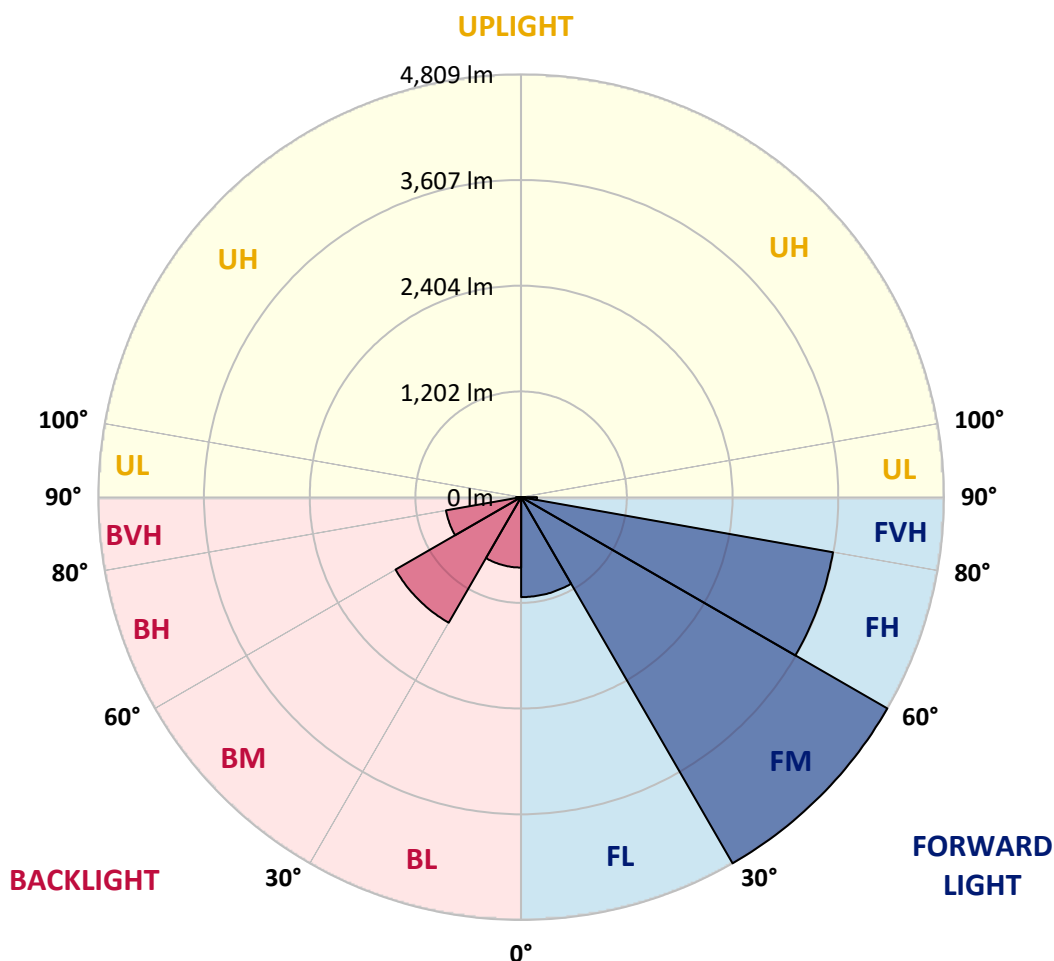
CATALOG NUMBER: MEM2-HTN-SA-120-840-U-T3

**LUMINAIRE CLASSIFICATION SYSTEM LUMEN TABLE AND BUG RATING:**

Zone	Lumens	% Fixture	Zone Rating/Lumen Limit		
			B	U	G
FL (0°-30°)	1137.2	8.7			
FM (30°-60°)	4808.9	36.7			
FH (60°-80°)	3601.4	27.5			G2/5000
FVH (80°-90°)	179.5	1.4			G2/225
BL (0°-30°)	800.7	6.1	B2/1000		
BM (30°-60°)	1649.0	12.6	B2/2500		
BH (60°-80°)	867.1	6.6	B2/1000		G2/1000
BVH (80°-90°)	60.1	0.5			G1/100
UL (90°-100°)	0.0	0.0		U0/0	
UH (100°-180°)	0.0	0.0		U0/0	

**BUG Rating: B2-U0-G2**

Type III Medium





REPORT NUMBER: P869988

CATALOG NUMBER: MEM2-HTN-SA-120-840-U-T3

**CANDELA DISTRIBUTION (FULL):**

	0°	5°	15°	25°	35°	45°	55°	65°	66°	75°	85°
0°	2254.6	2254.6	2254.6	2254.6	2254.6	2254.6	2254.6	2254.6	2254.6	2254.6	2254.6
2.5°	2335.3	2324.9	2317.1	2322.3	2306.7	2311.9	2293.7	2280.6	2278.0	2272.8	2267.6
5°	2408.2	2408.2	2395.2	2395.2	2377.0	2374.4	2348.3	2319.7	2319.7	2301.5	2280.6
7.5°	2486.3	2481.1	2465.5	2462.9	2442.1	2436.9	2408.2	2364.0	2361.4	2327.5	2296.3
10°	2541.0	2543.6	2533.2	2533.2	2517.6	2504.5	2462.9	2416.0	2410.8	2366.6	2317.1
12.5°	2582.6	2587.9	2585.3	2585.3	2572.2	2572.2	2525.4	2462.9	2457.7	2400.4	2330.1
15°	2626.9	2624.3	2632.1	2634.7	2629.5	2621.7	2587.9	2515.0	2512.4	2436.9	2348.3
17.5°	2666.0	2663.4	2666.0	2679.0	2681.6	2681.6	2647.7	2572.2	2561.8	2481.1	2364.0
20°	2689.4	2694.6	2705.0	2720.6	2728.4	2749.3	2720.6	2639.9	2629.5	2528.0	2397.8
22.5°	2777.9	2762.3	2770.1	2780.5	2790.9	2819.6	2793.5	2710.2	2702.4	2598.3	2436.9
25°	2928.9	2928.9	2910.7	2892.5	2879.4	2892.5	2871.6	2790.9	2785.7	2660.8	2481.1
27.5°	3191.9	3191.9	3152.8	3085.1	2999.2	2975.8	2960.2	2876.8	2861.2	2728.4	2509.7
30°	3525.1	3535.5	3465.2	3350.7	3191.9	3087.7	3048.7	2957.5	2949.7	2796.1	2554.0
32.5°	3881.8	3902.6	3850.5	3683.9	3423.6	3220.5	3158.0	3064.3	3046.1	2876.8	2611.3
35°	4202.0	4222.8	4152.5	3996.3	3663.1	3413.2	3288.2	3181.4	3171.0	2981.0	2697.2
37.5°	4462.4	4467.6	4423.3	4233.2	3863.6	3574.6	3449.6	3322.0	3301.2	3105.9	2788.3
40°	4738.3	4759.2	4714.9	4480.6	4045.8	3749.0	3611.0	3491.3	3473.0	3236.1	2874.2
42.5°	5027.3	5024.7	5024.7	4694.1	4228.0	3894.8	3785.5	3652.7	3642.3	3368.9	2968.0
45°	5204.3	5214.8	5186.1	4821.6	4496.2	4045.8	3954.7	3858.3	3840.1	3553.7	3090.3
47.5°	5248.6	5225.2	5095.0	4920.6	4798.2	4202.0	4168.2	4110.9	4069.2	3756.8	3241.3
50°	5188.7	5152.3	5076.8	4964.8	4910.2	4389.5	4384.3	4412.9	4384.3	4004.1	3415.8
52.5°	4964.8	4959.6	4946.6	4972.6	4884.1	4537.9	4629.0	4727.9	4722.7	4256.7	3598.0
55°	4493.6	4527.4	4683.7	4847.7	4785.2	4639.4	4902.3	5092.4	5071.6	4553.5	3785.5
57.5°	4012.0	4045.8	4246.3	4636.8	4688.9	4748.7	5209.6	5506.3	5472.5	4876.3	3957.3
60°	3592.8	3556.3	3756.8	4319.2	4553.5	4847.7	5514.2	5925.5	5896.9	5199.1	4134.3
62.5°	2928.9	2965.4	3285.6	3855.7	4363.4	4910.2	5764.1	6305.6	6287.4	5495.9	4277.5
65°	2317.1	2267.6	2749.3	3368.9	4035.4	4889.3	5980.2	6662.3	6649.3	5787.5	4386.9
67.5°	1575.1	1541.3	2176.5	2884.6	3590.2	4722.7	6029.6	6901.8	6907.0	5959.4	4415.5
70°	1062.2	1046.6	1564.7	2218.2	2973.2	4363.4	5876.0	6951.3	6969.5	6003.6	4287.9
72.5°	783.6	781.0	1145.5	1582.9	2213.0	3683.9	5456.9	6628.4	6662.3	5691.2	3913.0
75°	617.0	624.8	817.5	1124.7	1476.2	2725.8	4589.9	5683.4	5735.5	4915.4	3249.1
77.5°	505.1	505.1	572.8	807.1	986.7	1692.3	3301.2	4160.4	4264.5	3793.3	2501.9
80°	408.7	416.6	424.4	562.4	653.5	965.9	1921.4	2775.3	2850.8	2642.5	1806.8
82.5°	223.9	239.5	231.7	291.6	328.0	447.8	762.8	1122.1	1236.7	1101.3	820.1
85°	15.6	10.4	18.2	23.4	28.6	44.3	59.9	83.3	78.1	111.9	57.3
87.5°	2.6	2.6	2.6	5.2	5.2	7.8	10.4	10.4	10.4	10.4	10.4
90°	0.0	0.0	0.0	0.0	0.0	0.0	0.0	0.0	0.0	0.0	0.0



REPORT NUMBER: P869988

CATALOG NUMBER: MEM2-HTN-SA-120-840-U-T3

**CANDELA DISTRIBUTION (continued):**

	90°	95°	105°	115°	125°	135°	145°	155°	165°	175°	180°
0°	2254.6	2254.6	2254.6	2254.6	2254.6	2254.6	2254.6	2254.6	2254.6	2254.6	2254.6
2.5°	2265.0	2252.0	2231.2	2226.0	2218.2	2207.7	2197.3	2181.7	2176.5	2181.7	2186.9
5°	2267.6	2249.4	2215.6	2194.7	2173.9	2155.7	2134.8	2114.0	2101.0	2103.6	2114.0
7.5°	2275.4	2249.4	2197.3	2163.5	2129.6	2101.0	2067.2	2043.7	2028.1	2030.7	2038.5
10°	2285.9	2249.4	2186.9	2129.6	2082.8	2041.1	2007.3	1978.6	1963.0	1960.4	1963.0
12.5°	2288.5	2246.8	2163.5	2093.2	2035.9	1981.2	1944.8	1918.8	1903.1	1895.3	1900.5
15°	2296.3	2239.0	2140.1	2054.1	1983.8	1926.6	1882.3	1851.1	1840.7	1835.4	1832.8
17.5°	2306.7	2236.4	2119.2	2015.1	1931.8	1866.7	1827.6	1796.4	1783.4	1778.2	1783.4
20°	2322.3	2239.0	2095.8	1976.0	1884.9	1819.8	1775.6	1744.3	1733.9	1731.3	1728.7
22.5°	2343.1	2244.2	2077.6	1939.6	1832.8	1767.8	1723.5	1702.7	1694.9	1697.5	1697.5
25°	2364.0	2249.4	2051.5	1890.1	1778.2	1710.5	1679.2	1663.6	1668.8	1679.2	1679.2
27.5°	2382.2	2246.8	2015.1	1838.1	1713.1	1650.6	1627.2	1629.8	1642.8	1661.0	1663.6
30°	2405.6	2246.8	1976.0	1773.0	1640.2	1580.3	1575.1	1595.9	1616.8	1635.0	1635.0
32.5°	2442.1	2262.4	1944.8	1707.9	1564.7	1517.8	1541.3	1569.9	1593.3	1611.6	1616.8
35°	2504.5	2296.3	1924.0	1642.8	1491.8	1457.9	1502.2	1549.1	1564.7	1577.7	1580.3
37.5°	2564.4	2327.5	1897.9	1580.3	1416.3	1403.3	1463.2	1512.6	1515.2	1523.0	1523.0
40°	2621.7	2350.9	1864.1	1512.6	1343.4	1343.4	1413.7	1455.3	1450.1	1442.3	1444.9
42.5°	2684.2	2364.0	1825.0	1450.1	1283.5	1283.5	1340.8	1377.2	1374.6	1385.0	1392.9
45°	2759.7	2390.0	1773.0	1392.9	1221.0	1210.6	1257.5	1288.7	1327.8	1374.6	1387.7
47.5°	2863.8	2426.4	1731.3	1330.4	1169.0	1132.5	1150.7	1215.8	1260.1	1299.1	1304.3
50°	2973.2	2478.5	1694.9	1265.3	1106.5	1041.4	1057.0	1129.9	1155.9	1171.6	1179.4
52.5°	3090.3	2520.2	1663.6	1210.6	1041.4	947.7	968.5	1038.8	1057.0	1070.0	1072.6
55°	3191.9	2554.0	1624.6	1158.5	971.1	859.1	885.2	952.9	971.1	986.7	986.7
57.5°	3298.6	2585.3	1598.5	1114.3	895.6	786.2	804.5	872.2	898.2	903.4	911.2
60°	3387.1	2613.9	1575.1	1072.6	825.3	721.2	734.2	794.1	825.3	827.9	833.1
62.5°	3449.6	2632.1	1562.1	1020.6	755.0	656.1	666.5	726.4	762.8	770.6	773.2
65°	3488.7	2642.5	1538.7	952.9	695.1	601.4	601.4	661.3	697.7	716.0	721.2
67.5°	3470.4	2624.3	1476.2	874.8	640.5	546.7	544.1	604.0	635.2	645.7	648.3
70°	3329.8	2517.6	1348.6	778.4	583.2	497.3	492.1	546.7	575.4	551.9	554.5
72.5°	3043.5	2275.4	1174.2	682.1	523.3	450.4	445.2	492.1	494.7	494.7	492.1
75°	2564.4	1858.9	937.3	580.6	460.8	400.9	403.5	440.0	442.6	455.6	447.8
77.5°	1965.6	1377.2	731.6	463.4	390.5	356.7	369.7	382.7	400.9	419.2	400.9
80°	1429.3	950.3	507.7	346.3	302.0	302.0	307.2	320.2	346.3	364.5	346.3
82.5°	611.8	419.2	234.3	171.8	148.4	145.8	148.4	148.4	182.2	187.5	164.0
85°	46.9	39.1	28.6	28.6	23.4	13.0	13.0	10.4	7.8	7.8	7.8
87.5°	10.4	7.8	7.8	7.8	5.2	5.2	5.2	5.2	5.2	5.2	5.2
90°	0.0	0.0	0.0	0.0	0.0	0.0	0.0	0.0	0.0	0.0	0.0



Cooper Lighting Solutions Photometric Lab  
1121 Highway 74 South  
Peachtree City, GA 30269



LM-79-2019: Approved Method: Electrical and Photometric Measurements of Solid-State Lighting Products

Report Prepared for

Cooper Lighting Solutions

Streetworks

Report Number: SP1-2407-157-8

Test Date: 09/05/2024

Luminaire Tested: MEM2-HTN-SA-40-840-U-5WQ

Data in this report applies to families of products including MEM2-HTN-SA-40-840-U-5WQ

**Test Information**

Test Method: LM-79-2019  
 Report Number: SP1-2407-157-8  
 Test Lab: COOPER LIGHTING SOLUTIONS  
 Photometer: SP1 - 76IN SPHERE  
 Measurement Geometry:  $4\pi$   
 Issue Date: 09/05/2024  
 Manufacturer: COOPER LIGHTING SOLUTIONS  
 Product Line: Streetworks  
 Catalog Number: **MEM2-HTN-SA-40-840-U-5WQ**  
 Description: Epic Modern Light Square 40W 5WQ Optic

**Spectral Parameters**

CCT (K): 3996  
 CIE u': 0.2245  
 CIE v': 0.5031  
 Duv: 0.0012  
 CIE x: 0.3815  
 CIE y: 0.3799  
 CIE z: 0.2386  
 Peak Wavelength (nm): 449  
 Dominant Wavelength (nm): 578  
 Purity: 28.49233  
 Rf: 82.6  
 Rg: 95.1

CRI (Ra):	80.6		
R1:	78.1	R9:	-5.8
R2:	87.1	R10:	70.3
R3:	94.5	R11:	78.7
R4:	79.7	R12:	60.5
R5:	78.7	R13:	80.2
R6:	82.7	R14:	97.2
R7:	84.3	R15:	70.6
R8:	59.5		



**Test Conditions**

Stabilization Time: 29M  
 Operation Time: 1H 29M  
 Sphere Temperature (°C): 24.3

REPORT NUMBER: SP1-2407-157-8

Measurement and Test Equipment			
Instrument	Identification Number	Calibration Date	Calibration Due Date
Photometer	IN0058	6/18/2024	12/18/2024
Power Meter	INXT2011004	2/8/2024	2/8/2025
AC Power Source	IN0063	10/24/2023	10/24/2024
DC Power Source	IN0208	10/24/2023	10/24/2024
Sphere Thermometer	IN0085	10/24/2023	10/24/2024
Room Thermometer	IN0046	10/24/2023	10/24/2024

REPORT NUMBER: SP1-2407-157-8

CIE 1931 Chromaticity Diagram



CIE 1931 Chromaticity Diagram with 2017 ANSI 7-Step and 4-Step Quadrangles



Point lies inside the ANSI 4000K 4-step quadrangle

REPORT NUMBER: SP1-2407-157-8

**Photopic Flux vs. Wavelength**



**Photopic Lumens: NR**

$\lambda$ (nm)	Power W <sup>^</sup> /nm	Lumens ( $\phi$ /nm)	$\lambda$ (nm)	Power W <sup>^</sup> /nm	Lumens ( $\phi$ /nm)	$\lambda$ (nm)	Power W <sup>^</sup> /nm	Lumens ( $\phi$ /nm)	$\lambda$ (nm)	Power W <sup>^</sup> /nm	Lumens ( $\phi$ /nm)	$\lambda$ (nm)	Power W <sup>^</sup> /nm	Lumens ( $\phi$ /nm)
360	0	NR	490	289	NR	620	725	NR	750	17	NR	880	0	NR
365	0	NR	495	351	NR	625	673	NR	755	15	NR	885	0	NR
370	0	NR	500	414	NR	630	619	NR	760	13	NR	890	0	NR
375	0	NR	505	470	NR	635	562	NR	765	11	NR	895	0	NR
380	0	NR	510	513	NR	640	506	NR	770	9	NR	900	0	NR
385	0	NR	515	546	NR	645	452	NR	775	8	NR	905	0	NR
390	0	NR	520	571	NR	650	400	NR	780	7	NR	910	0	NR
395	1	NR	525	592	NR	655	352	NR	785	6	NR	915	0	NR
400	3	NR	530	606	NR	660	307	NR	790	5	NR	920	0	NR
405	6	NR	535	624	NR	665	267	NR	795	4	NR	925	0	NR
410	12	NR	540	642	NR	670	231	NR	800	4	NR	930	0	NR
415	22	NR	545	663	NR	675	199	NR	805	3	NR	935	0	NR
420	44	NR	550	686	NR	680	171	NR	810	3	NR	940	0	NR
425	83	NR	555	713	NR	685	146	NR	815	2	NR	945	0	NR
430	150	NR	560	745	NR	690	125	NR	820	2	NR	950	0	NR
435	267	NR	565	774	NR	695	106	NR	825	2	NR	955	0	NR
440	466	NR	570	806	NR	700	90	NR	830	1	NR	960	0	NR
445	804	NR	575	835	NR	705	76	NR	835	1	NR	965	0	NR
450	1000	NR	580	858	NR	710	65	NR	840	1	NR	970	0	NR
455	715	NR	585	875	NR	715	55	NR	845	1	NR	975	0	NR
460	492	NR	590	884	NR	720	47	NR	850	1	NR	980	0	NR
465	402	NR	595	880	NR	725	40	NR	855	1	NR	985	0	NR
470	288	NR	600	868	NR	730	34	NR	860	1	NR	990	0	NR
475	226	NR	605	844	NR	735	28	NR	865	1	NR	995	0	NR
480	227	NR	610	814	NR	740	24	NR	870	0	NR	1000	0	NR
485	248	NR	615	771	NR	745	20	NR	875	0	NR			

REPORT NUMBER: SP1-2407-157-8

**Scotopic Flux vs. Wavelength**



**Scotopic Lumens: NR**

**S/P: 1.66**

λ (nm)	Power W <sup>^</sup> /nm	Lumens (φ/nm)	λ (nm)	Power W <sup>^</sup> /nm	Lumens (φ/nm)	λ (nm)	Power W <sup>^</sup> /nm	Lumens (φ/nm)	λ (nm)	Power W <sup>^</sup> /nm	Lumens (φ/nm)	λ (nm)	Power W <sup>^</sup> /nm	Lumens (φ/nm)
360	0	NR	490	289	NR	620	725	NR	750	17	NR	880	0	NR
365	0	NR	495	351	NR	625	673	NR	755	15	NR	885	0	NR
370	0	NR	500	414	NR	630	619	NR	760	13	NR	890	0	NR
375	0	NR	505	470	NR	635	562	NR	765	11	NR	895	0	NR
380	0	NR	510	513	NR	640	506	NR	770	9	NR	900	0	NR
385	0	NR	515	546	NR	645	452	NR	775	8	NR	905	0	NR
390	0	NR	520	571	NR	650	400	NR	780	7	NR	910	0	NR
395	1	NR	525	592	NR	655	352	NR	785	6	NR	915	0	NR
400	3	NR	530	606	NR	660	307	NR	790	5	NR	920	0	NR
405	6	NR	535	624	NR	665	267	NR	795	4	NR	925	0	NR
410	12	NR	540	642	NR	670	231	NR	800	4	NR	930	0	NR
415	22	NR	545	663	NR	675	199	NR	805	3	NR	935	0	NR
420	44	NR	550	686	NR	680	171	NR	810	3	NR	940	0	NR
425	83	NR	555	713	NR	685	146	NR	815	2	NR	945	0	NR
430	150	NR	560	745	NR	690	125	NR	820	2	NR	950	0	NR
435	267	NR	565	774	NR	695	106	NR	825	2	NR	955	0	NR
440	466	NR	570	806	NR	700	90	NR	830	1	NR	960	0	NR
445	804	NR	575	835	NR	705	76	NR	835	1	NR	965	0	NR
450	1000	NR	580	858	NR	710	65	NR	840	1	NR	970	0	NR
455	715	NR	585	875	NR	715	55	NR	845	1	NR	975	0	NR
460	492	NR	590	884	NR	720	47	NR	850	1	NR	980	0	NR
465	402	NR	595	880	NR	725	40	NR	855	1	NR	985	0	NR
470	288	NR	600	868	NR	730	34	NR	860	1	NR	990	0	NR
475	226	NR	605	844	NR	735	28	NR	865	1	NR	995	0	NR
480	227	NR	610	814	NR	740	24	NR	870	0	NR	1000	0	NR
485	248	NR	615	771	NR	745	20	NR	875	0	NR			

REPORT NUMBER: SP1-2407-157-8

Melanopic Flux vs. Wavelength



Melanopic Lumens: NR

M/P: 3.37

λ (nm)	Power W <sup>^</sup> /nm	Lumens (φ/nm)	λ (nm)	Power W <sup>^</sup> /nm	Lumens (φ/nm)	λ (nm)	Power W <sup>^</sup> /nm	Lumens (φ/nm)	λ (nm)	Power W <sup>^</sup> /nm	Lumens (φ/nm)	λ (nm)	Power W <sup>^</sup> /nm	Lumens (φ/nm)
360	0	NR	490	289	NR	620	725	NR	750	17	NR	880	0	NR
365	0	NR	495	351	NR	625	673	NR	755	15	NR	885	0	NR
370	0	NR	500	414	NR	630	619	NR	760	13	NR	890	0	NR
375	0	NR	505	470	NR	635	562	NR	765	11	NR	895	0	NR
380	0	NR	510	513	NR	640	506	NR	770	9	NR	900	0	NR
385	0	NR	515	546	NR	645	452	NR	775	8	NR	905	0	NR
390	0	NR	520	571	NR	650	400	NR	780	7	NR	910	0	NR
395	1	NR	525	592	NR	655	352	NR	785	6	NR	915	0	NR
400	3	NR	530	606	NR	660	307	NR	790	5	NR	920	0	NR
405	6	NR	535	624	NR	665	267	NR	795	4	NR	925	0	NR
410	12	NR	540	642	NR	670	231	NR	800	4	NR	930	0	NR
415	22	NR	545	663	NR	675	199	NR	805	3	NR	935	0	NR
420	44	NR	550	686	NR	680	171	NR	810	3	NR	940	0	NR
425	83	NR	555	713	NR	685	146	NR	815	2	NR	945	0	NR
430	150	NR	560	745	NR	690	125	NR	820	2	NR	950	0	NR
435	267	NR	565	774	NR	695	106	NR	825	2	NR	955	0	NR
440	466	NR	570	806	NR	700	90	NR	830	1	NR	960	0	NR
445	804	NR	575	835	NR	705	76	NR	835	1	NR	965	0	NR
450	1000	NR	580	858	NR	710	65	NR	840	1	NR	970	0	NR
455	715	NR	585	875	NR	715	55	NR	845	1	NR	975	0	NR
460	492	NR	590	884	NR	720	47	NR	850	1	NR	980	0	NR
465	402	NR	595	880	NR	725	40	NR	855	1	NR	985	0	NR
470	288	NR	600	868	NR	730	34	NR	860	1	NR	990	0	NR
475	226	NR	605	844	NR	735	28	NR	865	1	NR	995	0	NR
480	227	NR	610	814	NR	740	24	NR	870	0	NR	1000	0	NR
485	248	NR	615	771	NR	745	20	NR	875	0	NR			

**Summary**

$R_f = 82.6$   
 $R_g = 95.1$   
 CIE  $R_a = 80.6$   
 $R_9 = -5.8$



**Color Vector Graphics**



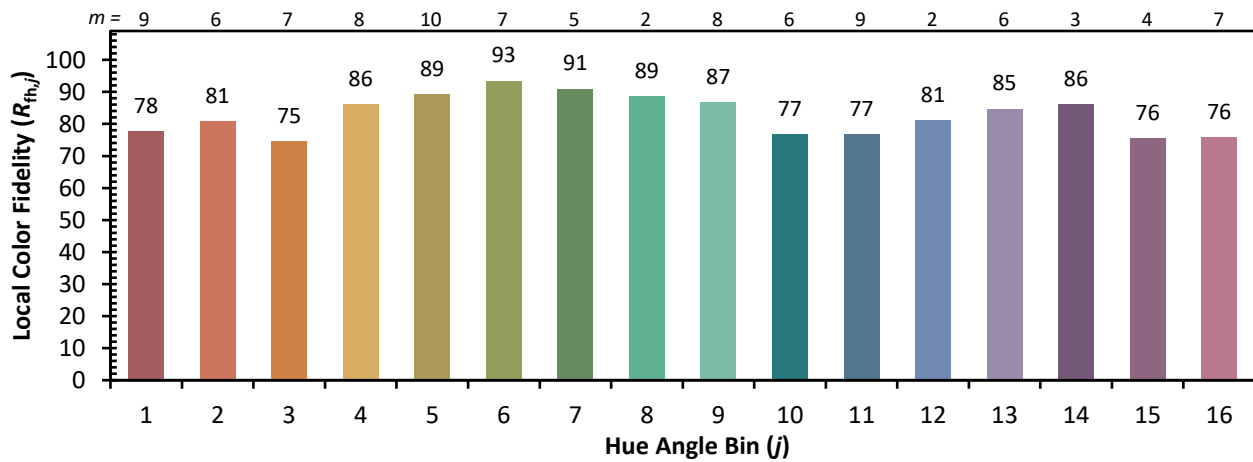


Individual Sample Fidelity Index ( $R_{f,i}$ )

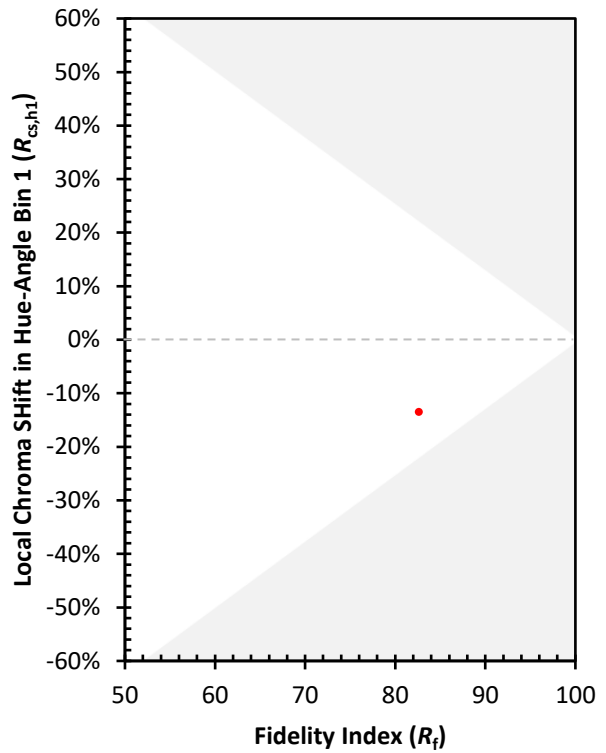
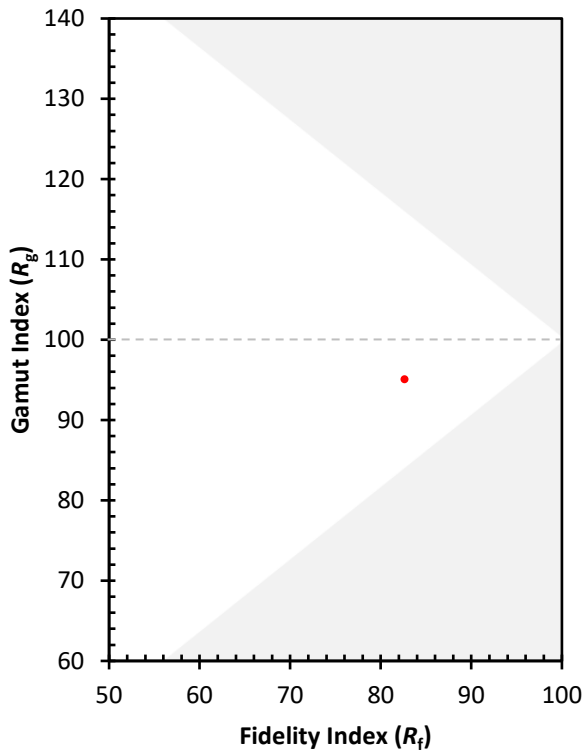
CES01 = 85	CES26 = 79	CES51 = 94	CES76 = 72
CES02 = 61	CES27 = 93	CES52 = 94	CES77 = 82
CES03 = 31	CES28 = 90	CES53 = 88	CES78 = 71
CES04 = 69	CES29 = 83	CES54 = 89	CES79 = 91
CES05 = 48	CES30 = 95	CES55 = 88	CES80 = 88
CES06 = 50	CES31 = 86	CES56 = 84	CES81 = 80
CES07 = 40	CES32 = 78	CES57 = 84	CES82 = 95
CES08 = 39	CES33 = 90	CES58 = 84	CES83 = 95
CES09 = 29	CES34 = 85	CES59 = 90	CES84 = 90
CES10 = 74	CES35 = 92	CES60 = 91	CES85 = 78
CES11 = 57	CES36 = 85	CES61 = 87	CES86 = 73
CES12 = 63	CES37 = 91	CES62 = 87	CES87 = 83
CES13 = 42	CES38 = 95	CES63 = 84	CES88 = 86
CES14 = 74	CES39 = 98	CES64 = 78	CES89 = 76
CES15 = 71	CES40 = 94	CES65 = 75	CES90 = 87
CES16 = 46	CES41 = 98	CES66 = 75	CES91 = 72
CES17 = 49	CES42 = 92	CES67 = 73	CES92 = 62
CES18 = 56	CES43 = 88	CES68 = 77	CES93 = 78
CES19 = 71	CES44 = 99	CES69 = 82	CES94 = 60
CES20 = 65	CES45 = 93	CES70 = 72	CES95 = 70
CES21 = 86	CES46 = 90	CES71 = 67	CES96 = 82
CES22 = 78	CES47 = 95	CES72 = 89	CES97 = 90
CES23 = 91	CES48 = 84	CES73 = 65	CES98 = 84
CES24 = 90	CES49 = 89	CES74 = 93	CES99 = 73
CES25 = 71	CES50 = 94	CES75 = 69	



Color Rendition by Hue-Angle Bin



Measure Comparisons



(END OF REPORT)